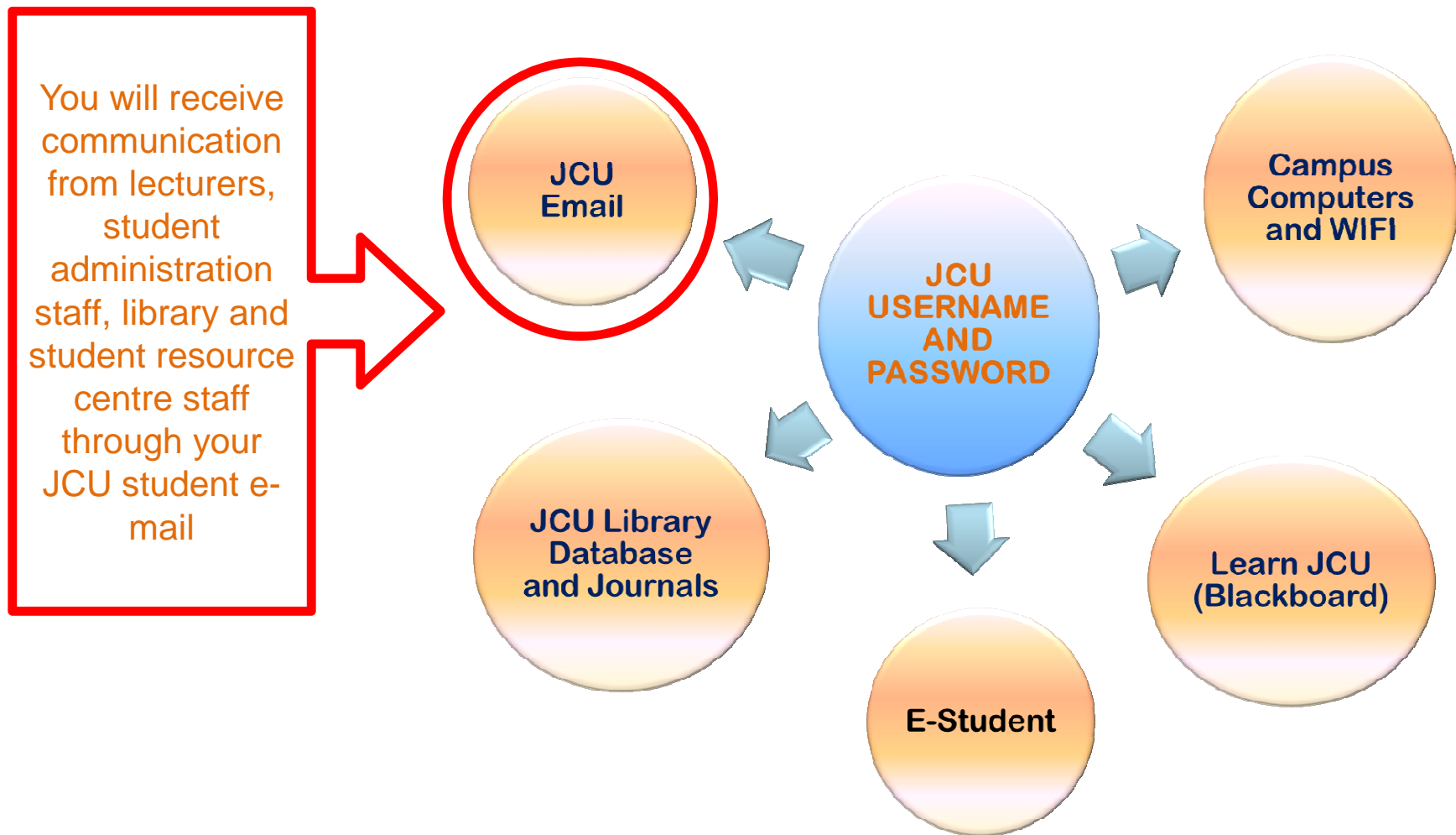




# JCU Webmail

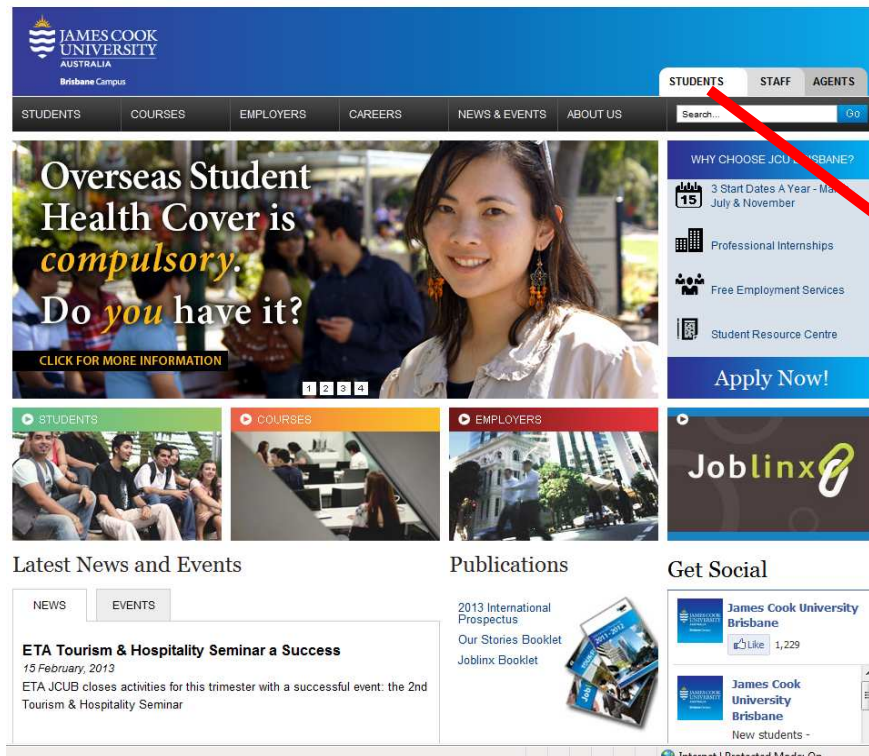
**Student E-mail**

# Make sure you check your student e-mail every day!



# Access your JCU Webmail through JCUB

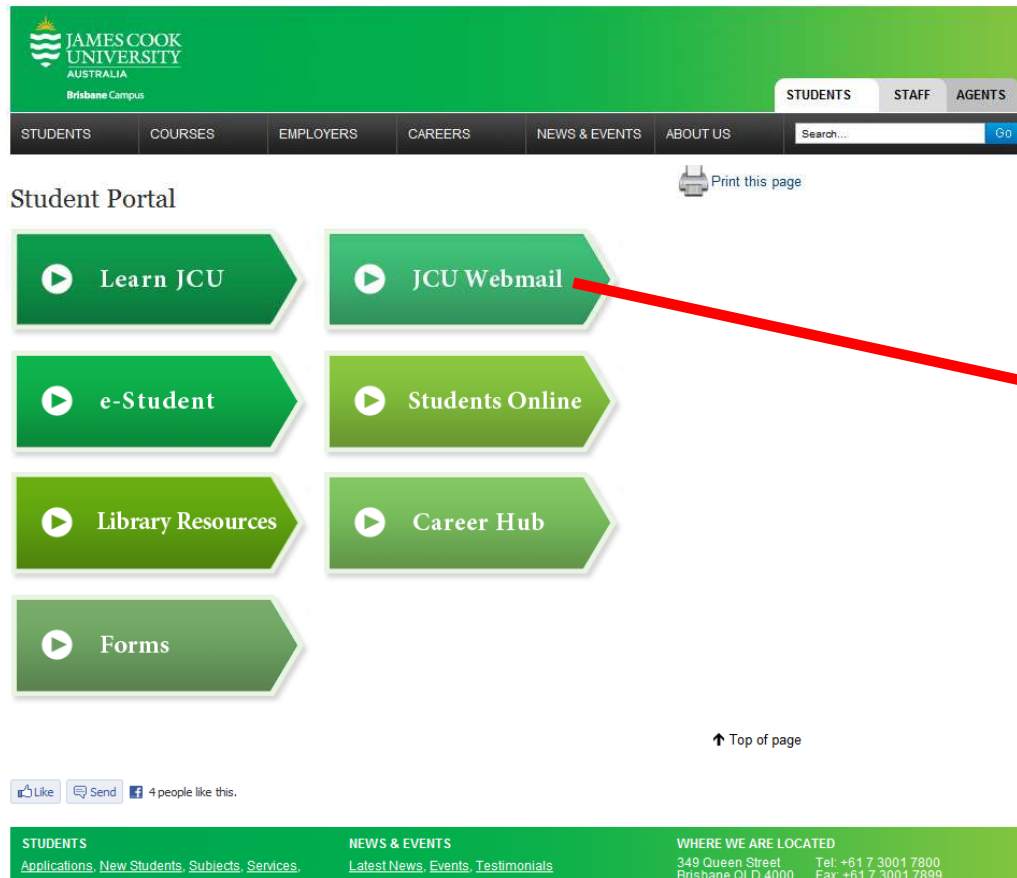
Go to the website of *James Cook University  
Brisbane Campus*: <http://www.jcub.edu.au/>



The screenshot shows the James Cook University Brisbane Campus website. At the top, there is a blue navigation bar with the university logo and the text 'JAMES COOK UNIVERSITY AUSTRALIA Brisbane Campus'. Below this is a dark grey navigation bar with menu items: STUDENTS, COURSES, EMPLOYERS, CAREERS, NEWS & EVENTS, and ABOUT US. A search bar is located to the right of these items. The 'STUDENTS' menu item is highlighted with a red box, and a red arrow points from this box to a larger red box on the right side of the slide that contains the text 'Click on Students'. The main content area features a large banner for 'Overseas Student Health Cover is compulsory. Do you have it?' with a 'CLICK FOR MORE INFORMATION' button. Below the banner are several smaller sections: 'WHY CHOOSE JCU BRISBANE?' with icons for '3 Start Dates A Year - May, July & November', 'Professional Internships', 'Free Employment Services', and 'Student Resource Centre'; 'Apply Now!'; 'STUDENTS', 'COURSES', and 'EMPLOYERS' with corresponding images; 'Joblinx'; 'Latest News and Events' with a news item titled 'ETA Tourism & Hospitality Seminar a Success'; 'Publications' with a '2013 International Prospectus' and 'Joblinx Booklet'; and 'Get Social' with social media links for Facebook and Twitter.

Click on Students

# Access your JCU Webmail through JCUB




The screenshot shows the JCU Student Portal website. At the top, there is a green header with the JCU logo and navigation tabs for STUDENTS, STAFF, and AGENTS. Below this is a dark navigation bar with links for STUDENTS, COURSES, EMPLOYERS, CAREERS, NEWS & EVENTS, and ABOUT US, along with a search bar. The main content area is titled "Student Portal" and features several green buttons with play icons: Learn JCU, JCU Webmail, e-Student, Students Online, Library Resources, Career Hub, and Forms. A red arrow points from the "JCU Webmail" button to a red-bordered box on the right. At the bottom, there is a footer with contact information and social media links.

Click on JCU  
Webmail

# Access your JCU Webmail through JCUB

@JCU | [Current students](#) | [Staff](#) | [LearnJCU](#) | [WebMail](#) | [Library](#) | [Campus maps](#) | [Contacts](#)



Library and Computing Services

Home > Library and Computing Services > Connect > Email

Search:  All JCU

[Email](#)  
[From off campus](#)  
[Lab Computers \(GATCF\)](#)  
[Laptops & Mobile Devices](#)  
[Accounts & Passwords](#)  
[Printing & Copying](#)

## JCU Email Services

### Student Email

- [my.jcu.edu.au Webmail for Students](#)
  - Login using `firstname.lastname@my.jcu.edu.au` and your normal JCU password.

Problems logging in?

- Try the [Password Strength Tool](#) to see if your current password is going to work with the new system or whether you need to change it now.

### Staff Email

- [Outlook Web Access for Staff](#)
  - Login using `firstname.lastname@jcu.edu.au` and your normal JCU password.

### Personal Email

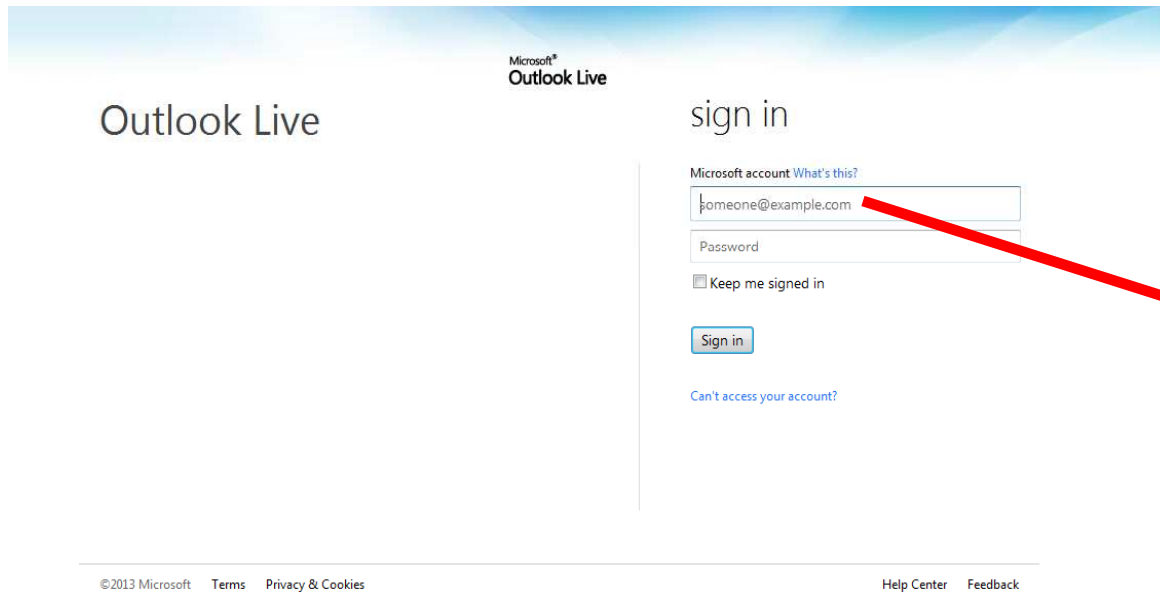
- [my.jcu.edu.au Personal Staff Account](#)
  - Login using `firstname.lastname@my.jcu.edu.au` and your normal JCU password.

### Email Information

- [Frequently Asked Questions and Troubleshooting](#)
- [Guidelines and Policies](#)
- [Guides](#)

Click on  
[my.jcu.edu.au](#)  
Webmail for  
Students

# Access your JCU Webmail through JCUB



Microsoft®  
Outlook Live

Outlook Live

sign in

Microsoft account [What's this?](#)

Keep me signed in

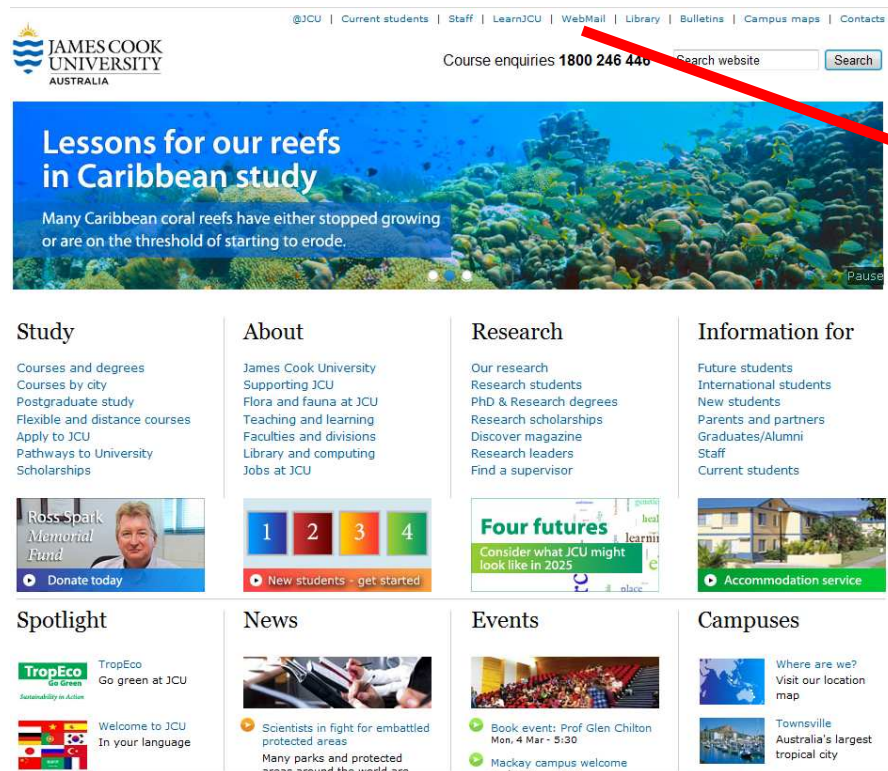
[Can't access your account?](#)

© 2013 Microsoft [Terms](#) [Privacy & Cookies](#) [Help Center](#) [Feedback](#)

Login with your  
JCU username  
and password

# Access your JCU Webmail through JCU

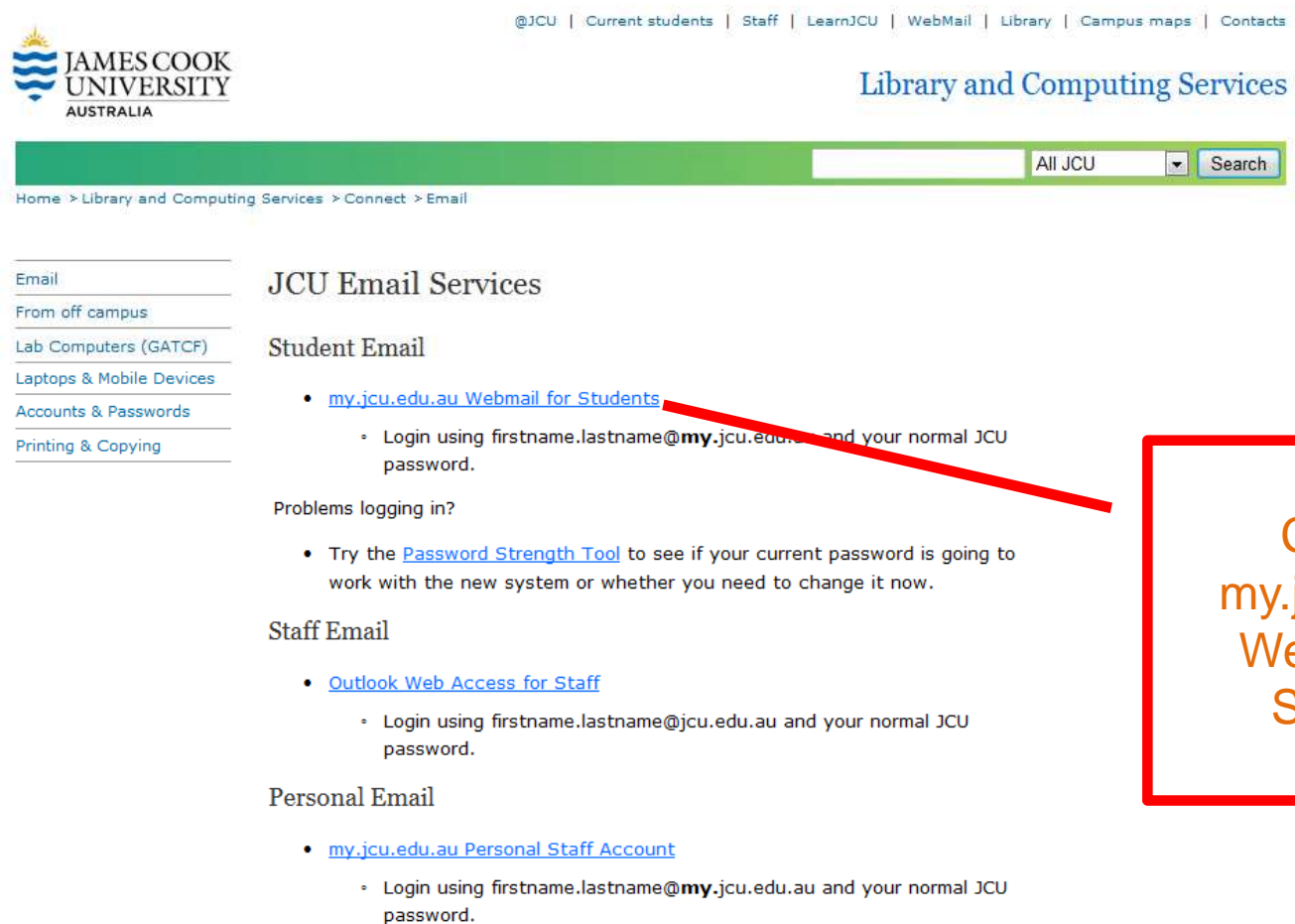
Go to the website of *James Cook University*:  
<http://www.jcu.edu.au/>




The screenshot shows the James Cook University website homepage. At the top, there is a navigation menu with links for @JCU, Current students, Staff, LearnJCU, WebMail, Library, Bulletins, Campus maps, and Contacts. Below the menu is the university logo and a search bar. A red arrow points from the 'WebMail' link in the navigation menu to a red-bordered box on the right. The main content area features a large banner for 'Lessons for our reefs in Caribbean study' with a background image of coral reefs. Below the banner are several columns of content: 'Study' (Courses and degrees, Courses by city, Postgraduate study, Flexible and distance courses, Apply to JCU, Pathways to University, Scholarships), 'About' (James Cook University, Supporting JCU, Flora and fauna at JCU, Teaching and learning, Faculties and divisions, Library and computing, Jobs at JCU), 'Research' (Our research, Research students, PhD & Research degrees, Research scholarships, Discover magazine, Research leaders, Find a supervisor), 'Information for' (Future students, International students, New students, Parents and partners, Graduates/Alumni, Staff, Current students), 'Spotlight' (TropEco, Go green at JCU, Welcome to JCU in your language), 'News' (Scientists in fight for embattled protected areas, Many parks and protected areas around the world are), 'Events' (Book event: Prof Glen Chilton, Mon, 4 Mar - 5:30, Mackay campus welcome), and 'Campuses' (Where are we? Visit our location map, Townsville, Australia's largest tropical city).

Click on Webmail

# Access your JCU Webmail through JCU



@JCU | [Current students](#) | [Staff](#) | [LearnJCU](#) | [WebMail](#) | [Library](#) | [Campus maps](#) | [Contacts](#)

 JAMES COOK UNIVERSITY AUSTRALIA

Library and Computing Services

Home > Library and Computing Services > Connect > Email

Search:  All JCU

[Email](#)

- [From off campus](#)
- [Lab Computers \(GATCF\)](#)
- [Laptops & Mobile Devices](#)
- [Accounts & Passwords](#)
- [Printing & Copying](#)

## JCU Email Services

### Student Email

- [my.jcu.edu.au Webmail for Students](#)
  - Login using `firstname.lastname@my.jcu.edu.au` and your normal JCU password.

Problems logging in?

- Try the [Password Strength Tool](#) to see if your current password is going to work with the new system or whether you need to change it now.

### Staff Email

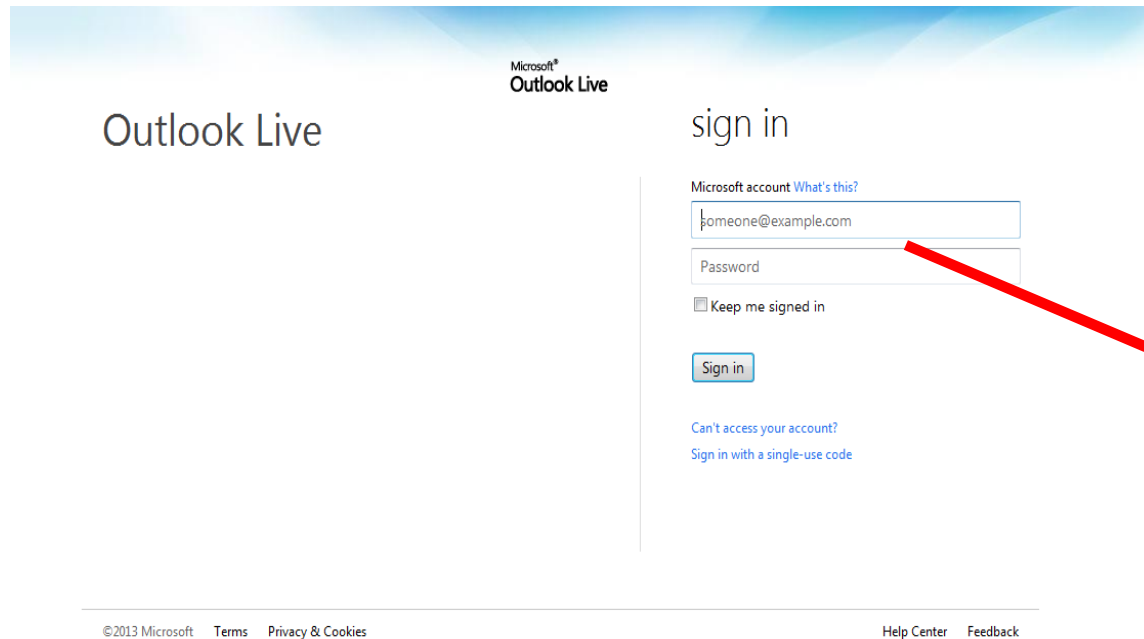
- [Outlook Web Access for Staff](#)
  - Login using `firstname.lastname@jcu.edu.au` and your normal JCU password.

### Personal Email

- [my.jcu.edu.au Personal Staff Account](#)
  - Login using `firstname.lastname@my.jcu.edu.au` and your normal JCU password.



# Access your JCU Webmail through JCU



Microsoft®  
Outlook Live

Outlook Live

sign in

Microsoft account [What's this?](#)

Keep me signed in

[Can't access your account?](#)  
[Sign in with a single-use code](#)

©2013 Microsoft [Terms](#) [Privacy & Cookies](#) [Help Center](#) [Feedback](#)

Login with your  
JCU username  
and password

Please check your student e-mails every  
day.